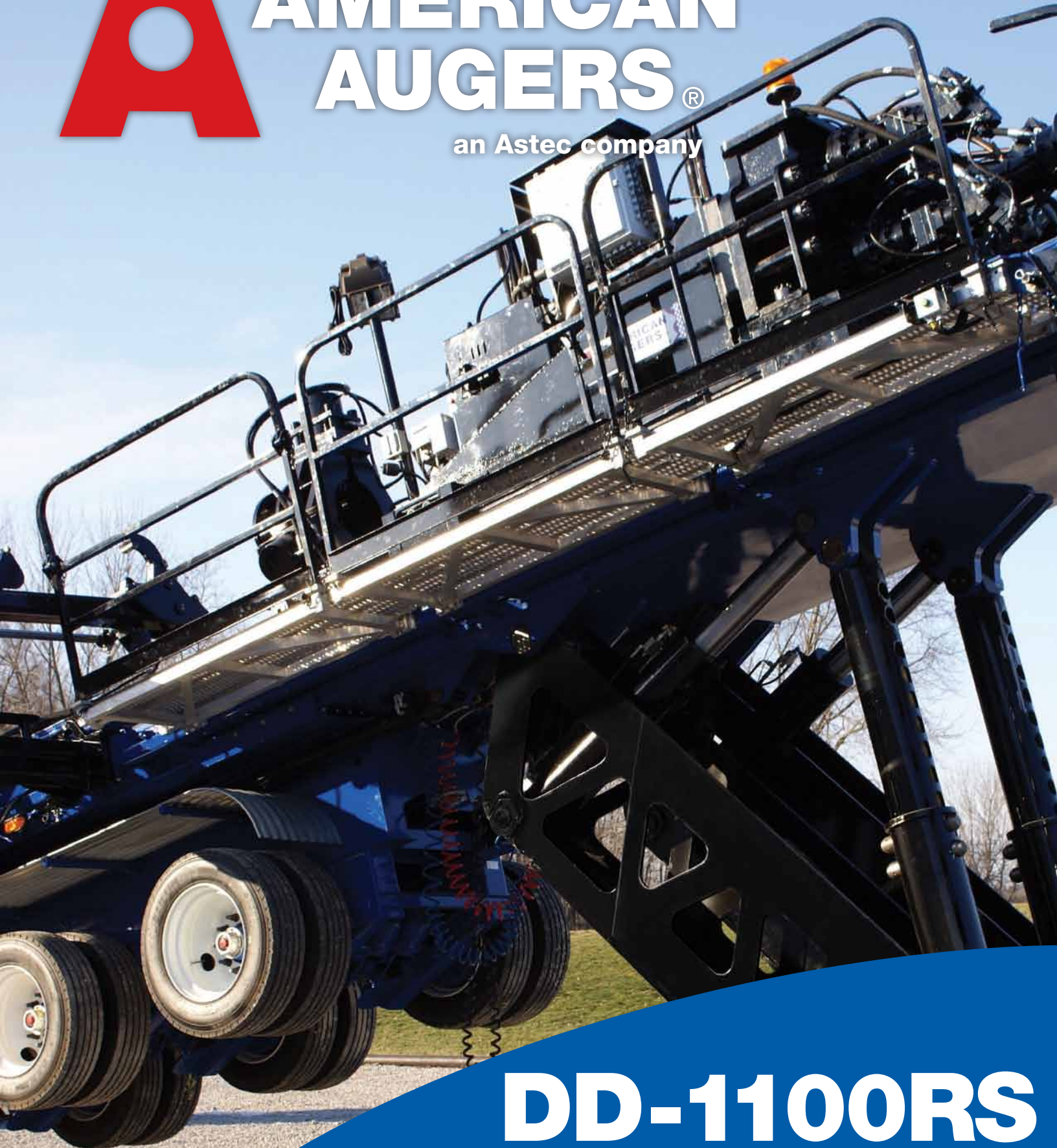




AMERICAN AUGERS®

an Astec company



DD-1100RS

Horizontal Directional Drill
with Rapid Setup

A AMERICAN AUGERS®

an Astec company

DD-1100RS

Horizontal Directional Drill with Rapid Setup

The American Augers line of underground construction equipment is second-to-none.

- Auger Boring Machines
- Maxi-Rig & Mid-Size Directional Drills
- Oil & Gas Drilling Rigs
- Mud Pump & Cleaning Systems
- Product Tooling & Accessories

American Augers products are manufactured at the company's 241,000 square-foot facility in West Salem, Ohio, in the heart of Amish country between Columbus and Cleveland.

Since the founding of American Augers in 1970, there has never been a change in the company's core value: having products developed by a can-do work force that focuses on mechanical, technological and customer-based design improvements. Our goal is to always exceed customer expectations by providing products that are not a cost of doing business, but an **Investment in Success.**

Did You Know? American Augers was the first HDD manufacturer to eliminate chain and utilize a rack and pinion carriage design which is now the industry standard. Our rack and pinion drive provides smoother carriage movement, more precise operating control, long system life and no complicated parts.

American Augers machines are supported through a dedicated parts and technical service department. We are here to help whenever you need us 24 hours a day, 7 days a week, emergency or not.

www.AmericanAugers.com



Driller's Cabin

Microprocessor controlled with touch-screen and joystick operation.



Optional Pipe Loader

- Improves Safety: less workers around and on the rig
- Stages 4 rods
- Connected to the thrust frame with pins for easy attachment & removal
- Can handle different sizes of drill pipe
- Processor controlled extension cylinders for accurate and adjustable rod positioning




Back-In instead of Pull-In

The American Augers Rapid Setup procedure consists of a few simple steps:

- 1) Position the front and rear foot
- 2) Position the rig at the jobsite
- 3) Lower the arms to the rear foot
- 4) Move the dolly
- 5) Disconnect the tractor
- 6) Raise the rig
- 7) Insert locking pins at different angles to complete the Rapid Setup

Self-Erecting Rapid Setup positions large equipment quickly and easily!



Optional Power Units with Quiet-Pak®

Made up of removable panels that contain 2" of acoustical absorbing material keeping dBs to 80. There are three lockable double doors for easy access.

- Caterpillar® C-18 Tier III Diesel Engines, 765 HP/unit
- Microprocessor Controlled Fuel Savings
- Improved Hydraulic Hose Routing: Less Manifolds
- Best Hydraulic Filtering in the Industry!

QUIET-PAK



PERFORMANCE SPECIFICATIONS

Power Train

Engine:	Caterpillar® C-18 Tier III Diesel
Rating:	765 HP (570 kW)
Fuel Capacity:	650 U.S. Gallons (2,460 L)
Hydraulic Capacity:	220 U.S. Gallons (833 L)
Hydraulic Filter:	High pressure filtration to 6 micron ABS
Noise Rating:	80 dB(A)
Rapid Setup	
Remote Engine:	10 HP (7.5 kW)

Carriage System

Carriage System:	Rack and Pinion, (6) Pinion and Gear with Infinitely Variable Torque
Maximum Thrust/Pullback:	1,100,000 lbs. (500 Tonnes)
Maximum Carriage Speed:	105 ft. (32 m)/minute
Carriage Gearbox:	(6) Gearbox Motor Combination Drives

Rotary Drive

Rotary Drive:	(4) Pinion and Gear Drive with Infinitely Variable Torque
Maximum Rotary Torque:	100,000 ft.-lbs. (135,600 Nm) @ 0-31 RPM
Maximum Rotary Speed:	75 RPM
Rotary Motor:	(4) Gearbox Motor Combination Drives
Fluid Course:	4 in. (102 mm)
Maximum Flow:	1,000 U.S. Gallons (3,785 L)/minute
Maximum Pressure:	1,500 psi (103 bar)
Mud Blow	
Down Cylinder:	1 1/16 in. bore x 4 in. stroke (27 x 102 mm)
Slip Spindle:	8 5/8 in. (219 mm)
Mud Swivel:	Rear Mounted, 5 1/2 in. (140 mm)
Other Features:	Wiggle Steer®, Adjustable Torque Limiter, Digital Tachometer

Safety

Safety Features

- es!Lok® – Exit Side Lockout System with 5,280 ft. (1,609 m) Range
- ZAPALERT Electrical Detection Device
- Emergency Shutdown Switch at Operators Console
- (8) Attachable Handrails for Full Length Thrust Frame Walkway

Product Options

Dual Power Rack for Run-On-One-Technology-System (ROOTS)

- Simultaneously Run Both Power Units
- Permits One Power Unit to Run While Powering Through the Unused Power Unit
- Allows One Power Unit to Run, but Keeps the Unused Power Unit Isolated
- Exercise the Ability to Have Power Unit Running, but Have the Unused Power Unit Removed
- Unit Maintains Full Power with Single Engine, but System Runs with Half Rotational RPM and Half Carriage Drive Speed

*Note: All product performance specifications, components, weights, dimensions and other related information is subject to change without notice from the manufacturer.

Drill Rig

Drill Angle:	10° - 18°
Drill Pipe:	Range II - 34 ft. (10.4 m)
Pipe Support Cylinder:	2 1/2 in. bore x 4 in. stroke (63.5 x 102 mm)
Guide Bushing Cylinder:	4 in. bore x 8 in. stroke (120 x 203 mm)
Drill Rig Mounting:	Tri-Axle Suspension Base
Axle Spacing:	60 in. (1,524 mm)

Wrench

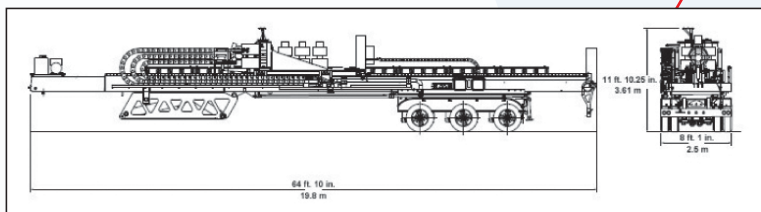
Wrench Style:	Pipe Hog Triple Jaw with 12 in. (305 mm) Separation
Clamp/Grip Range:	3 1/2 in. - 10 1/2 in. (89 - 267 mm)
Maximum Breakout Torque:	230,000 ft.-lbs. (311,800 Nm)
Maximum Makeup Torque:	100,183 ft.-lbs. (135,800 Nm)
Top Clamp Cylinder:	8 in. bore x 3 in. stroke (203 x 76.2 mm) for 226,000 lbs. (102,500 kg) of clamping force
Top Clamp Movement Cylinder:	2 1/2 in. bore x 30 in. stroke (63.5 x 762 mm)
Wrench Travel:	Wrench Can Travel the Full Length of the Thrust Frame
Hydraulic Breakout/Makeup Cylinder:	6 in. bore x 16 in. stroke (152.4 x 406.4 mm)
Wrench Separation Cylinder:	4 in. bore x 12 in. stroke (102 x 305 mm)

Dimensions

Length:	64 ft. 10 in. (19.8 m)
Width:	8 ft. 1 in. (2.5 m)
Height:	11 ft. 10 1/4 in. (3.6 m)

Single Power Rack

Length:	19 ft. 8 in. (5.99 m)
Width:	8 ft (2.43 m)
Height:	9 ft. 5 in. (2.9 m)



Weight

Drill Rig Weight:	112,900 (51,211 kg)
Drill Rig Weight (w/o Wrench):	105,040 lbs. (47,746 kg)
Single Power Pack Weight:	34,520 lbs. (15,691 kg)

Environmental Commitment

American Augers is committed to manufacturing equipment that helps to preserve the sanctity of the global environment, and has done so by reducing noise and/or emissions outputs, and emphasizing the fact that our trenchless technology equipment requires little or no open cutting, which has very minimal impacts on natural surfaces, features, or habitats.